

BIKETRIAL

TECHNICAL RULES 2017

- POCKET VERSION -



Valid from 01 January 2017



Art. 30 CATEGORIES

The minimum number of participants in a category will be 2 riders from at least 2 countries. If this condition is not fulfilled the category will be cancelled from the competition and Rider moved in the more similar Category as decided by the Jury. In case of such a situation occurring in the first Event of the series, that category will be cancelled from that year's World Championship or Cup.

The categories for competition will be set in groups as follows:

Group	Category and section color	Competent / Condition									
A	Elite 20	Open category for Riders with bike equipped 22" maximum wheel size. 18 years old in the current year. Special admission for Riders aged from 17 years old in the current year can be by Technical Group after request by the National Delegate.									
	Elite 26	Open category for Riders with bike equipped with wheel size greater than 22". 18 years old in the current year. Special admission for Riders aged from 17 years old in the current year can be by Technical Group after request by the National Delegate.									
	Elite Femina	Open category for female Riders. 15 in the current year.									
	Senior 20	19 years old and up in the current year, with bike equipped with 22" maximum wheel size.									
	Senior 26	19 years old and up in the current year, with bike equipped with wheel size greater than 22".									
	Junior	16, 17 and 18 years old in the current year									
B	Minime	13, 14 and 15 years old in the current year									
	Major	35 years old or more in the current year									
	Benjamin	10, 11 and 12 years old in the current year									
	Femina	There will be one category with a handicap (It will apply according to age). In this system, the older riders will have a higher handicap and vice versa (multiplied by the final score). Refer to the chart below:									
		<table border="1"> <thead> <tr> <th>Age</th> <th>Handicap</th> </tr> </thead> <tbody> <tr> <td>15, 16 years old and up</td> <td>1,50</td> </tr> <tr> <td>13, 14 years old</td> <td>1,30</td> </tr> <tr> <td>10, 11 and 12 years old</td> <td>1,10</td> </tr> <tr> <td>7, 8 & 9 years old</td> <td>1,00</td> </tr> </tbody> </table>	Age	Handicap	15, 16 years old and up	1,50	13, 14 years old	1,30	10, 11 and 12 years old	1,10	7, 8 & 9 years old
Age	Handicap										
15, 16 years old and up	1,50										
13, 14 years old	1,30										
10, 11 and 12 years old	1,10										
7, 8 & 9 years old	1,00										
	Poussin	7, 8 and 9 years old in the current year									
D	Nations	The best 7 results from all categories.									
E	Constructor	The best 7 results from all categories. The constructor which participates in this category must pay an entry fee for the Championship. The fee can be paid to the BIU through the BNU or directly to BIU. The entry will be close with the registration - deadline of the Championship. The fee must be paid to the BIU before the registration – deadline. The name of the brand will be inserted in the starting list, the official results and the other official documents of the BIU.									

Art. 31 RIDER CLOTHES AND EQUIPMENT

The rider is under the obligation to wear: a helmet, pants, shirt and one piece footwear. If the rider does not obey with these attire regulations HE/SHE WILL BE REFUSED ENTRY INTO THE COMPETITION OR SECTIONS. Gloves, shirts with long sleeves, long pants and ankle protective footwear are strongly advisable but not compulsory.

- On the competition track: Jury can check the Rider clothes and equipment.
- Before entering section: The rider will not be allowed to enter the section when the observer has seen a fault in clothes and/or equipment.
- After entering section: In the case of a rider is already in the section when the observer has seen a fault in clothes and/or equipment, the rider will not be allowed to continue riding in the section for safety reasons. The penalty is 5 points.

Art. 32 PRE-COMPETITION PRACTICE

Riders are not allowed pre-competition practice inside the designated area of the track and sections. Any rider seen with his bicycle in any place (eg. track and sections) one week before the competition will be disqualified from the competition. Any attempt made to practice before the competition will result in the exclusion of the concerned rider from the Championship.

Art. 33 NUMBER BOARD

The organizer will provide a “number board” for the riders and for their respective minders or for their bikes. The number board size should be a minimum of 10 × 15 cm for the bike as well as for the rider. Number board should be placed on the handlebar of the bike so they are clearly visible. The group color should be clearly indicated at the head part of the bike. The first 50 numbers (1-50) will be reserved for the Elite riders. The numbers should be distributed in numerical order, ie: If a rider that has participated in the previous years Championships is absent the following year, the number which corresponds to his/her position will be left vacant.

Art. 34 PUBLICITY

Advertisements on the rider’s attire, helmet and bike are allowed. The advertising space on the plate number is reserved for the organizers. The rider cannot compete without original plate number given from organizer.

Art. 35 BIKES

In order to participate in a BikeTrial Event, the bike composition must meet with the following conditions:

- The end of the front and rear brake levers must not be finished in a dangerous form.
- The entirety of the bike must be provided with an effective brake system.

- Any overhanging metal of more than 10 mm should be covered in order to avoid any dangerous situation.
- The Technical Control is not to accept any bike with a fissure on the handlebar, frame or fork.
- The materials that the bike can be constructed from is unlimited.
- THE TECHNICAL CONTROL MUST CHECK ABOVE MENTIONED POINTS AND THE PASSED STICKER OR PAINT ON THE FRAME MUST BE TOUGH TO REMOVE.
- The Rider can use maximum 2 bikes during the competition. Both bikes must be submitted to the Technical Control can be used in the Event.

Art. 36 BIKE WHEEL SIZE

The maximum of 22" of one wheel size will apply to the categories of Poussin, Benjamin & Femina, Senior 20 and Elite 20.

More than 22" of one wheel size will apply to the categories of Elite 26, Senior 26.

Minime, Junior and Elite Femina categories are free on wheel size.

Art. 37 TRACK

The track will be constructed on paths, roads and in forests (if necessary), along which the sections will be arranged. Track must be marked clearly by the organizer. Riders must follow the designated route and must not take an alternative route.

The track must be structured in a way that does not allow the riders to take a shorter route.

In the case of the Jury deciding to modify or change the sections, the organizer must obey with these changes.

TRACK SIGNALS

The track signals must be different from the section signals. The track must be thoroughly signaled from both start to finish and along all the sections in order to avoid any confusion to the riders.

Art. 38 SECTIONS

The sections should be constructed on natural ground. Each section should be surrounded by resistant and impermeable ribbon. The ribbon must be totally visible and well secured to stakes or other objects which must be fixed underground. The entirety of the ribbon must be fastened at APPROXIMATELY 30 cm from the ground (as close as possible to this height). All broken ribbon must be replaced in the same position before another rider enters the section. Aside from the pre-mentioned suggestions for marking the track and sections, it is advisable to use some form of barrier to keep on-lookers at safe distance.

- The sections must be new and neutral.
- Dangerous sections must not be constructed.
- The sections should differ substantially from each other and show variety.

- The sections should be designed in a way that suits the different levels of ability in the different categories and which would not occur any danger for both riders and spectators.
- High steps should be avoided.
- Aside from the pre-mentioned suggestions for design the sections. It is advisable to construct 1 easier section as minimum in each category except Elite to give a chance to the riders who came from the countries where the technical skill level is not high.
- The exit line of the sections should be drawn 2 m away from the difficult part of each section.
- The Event must not be organized in a place where a month before an Event has been held in the same location. On that note, the organizer should try to look for new areas to make different sections.
- On competition of the entry form, the rider is permitted to observe the sections on foot. The entry order of riders into each section will follow the queue order.
- Each section must be very clearly marked. A line to indicate the start and finish of each section must appear. If it is necessary, an interval line will also be included. A line must also be at the end of each section to indicate when the end of the employed riding time will end.
- The sections will be numbered so as to correspond with each group as follows:
 - Group A 1 to 14 (max 14 sections, minimum 8)
 - Group B 21 to 31 (max 10 sections, minimum 7)

If needed indicate the travel direction into the gates. To indicate the direction will be enough write the progressive number of the gate over the arrows in all the gates of the section. From 1 till the last gate in the section. To understand the correct way, the Rider must read the progressive number of the gate.

NEUTRAL ZONE

A neutral zone, from 2 to 3 meters, will be set at the entry of each section, at which the rider will wait while the preceding rider is performing the section. A line must be drawn to define the neutral zone and the entry of each section in order to indicate the beginning of the section. The rider has to start with both spindles inside the neutral zone.

Other

- The length and width of sections: Length: about 20 m, width: 1m as the minimum
- The number of sections:
- Group-A: minimum 8 sections and maximum 14 sections
- Group-B: minimum 7 sections and maximum 10 sections
- The jumps should be limited to each category as follows
- Elite: The distance between two obstacles should be 2 m regardless of any excess distance that may be present.
- Senior & Junior: 200 cm as maximum.
- Benjamin: 80 cm as the maximum.
- Poussin & Femina: 50 cm as the maximum.
- Elite Femina, Minime, Major: 120 cm as the maximum.

Art. 39 TIME

Section time

The time limit to pass a BikeTrial section is 2 minutes.

Sections 1, 2 and 21, 22 can be named “Speed Sections”.

Inside speed sections time is reduced to 1 minute (60 seconds). The Organizer must place a sign close to the entry section reporting the words “Speed Section, 60 Second”.

Track time

These times below will be used as a guide:

- 10 minutes per section
- 15 minutes per km on the track
- 60 minutes for delay penalization

(Example: In an Event of 8 sections, and a track of 1km, two laps will be as follows):

- 8 sections × 2 laps = 16 × 10 minutes = 160
- 1 km + 1 km = 2 × 15 minutes = 30
- 160 minutes + 30 minutes = 190 minutes in total + 60 minutes with delay penalization.

Neutralization

The time delay control should be provided by the Jury between 1st lap and 2nd lap, in the case that there are still some riders who didn't start yet.

Delay penalization

Track (start & finish): The start delay penalization will apply by the Jury as soon as rider exceeds his/her starting time, and 1 penalty point will apply for every 1 minute of delay. In the case of a delay exceeding 10 minutes, the rider will be disqualified.

The finish delay penalization will apply by the Jury as soon as the rider exceeds his/her finishing time, and 1 penalty point will apply for every 5 minutes of delay. In the case of delay exceeding 60 minutes, the rider will be disqualified. For example, if the track time was 5:00:00 (4:00:00 + 1 :00:00 with delay penalty), the first penalty point (-1p) will be given to the rider when his/her running time became 4:00:00, and so on every after 5 minutes passed.

Art. 40 THE START

1) The order of riders will be determined by a ballot for each category.

2) The start will be made individually, with intervals of time as determined by Jury, Organizer and DOE. Official Starting list will be made as agreed by Jury, Organizer and DOE. The starting list will be published on the Official Board at least 2 hours before the start.



Art. 41 SCORE CARD

The card must be made of plastic or of water resistant paper which is non-resistant to ink. The card should be 50 × 180 mm and it should have the numbers 1 to 20 marked on it as well as the numbers “0”, “1”, “2”, “3”, and “5” to indicate the penalty points. Labeled on the upper part of the card should be: the name of the rider, his/her number, the category and the color group. On the lower part of the card should be: the start time, finish time and overall time. The score will be indicated on the card by means of punching a hole in the position that corresponds with the number of penalty points.

Art. 42 TECHNICAL PENALIZATION


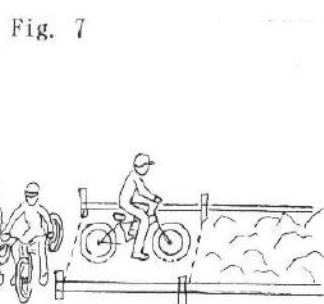
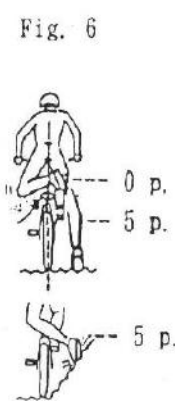
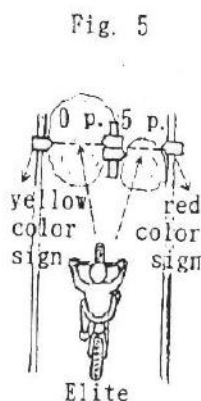
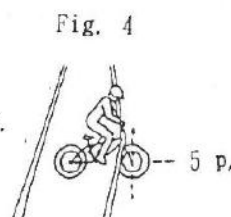
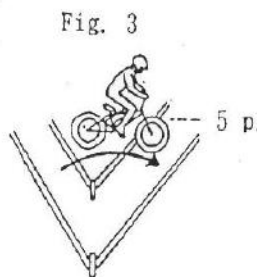
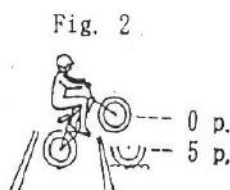
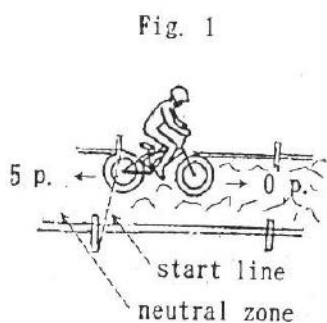
Penalties are given by the Observer to the Rider inside each section.

N.	Situation	Pen.
1	Over passing the time limit	5
2	Performing a clean section	0
3	1 dab	1
4	2 alternate dabs	2
5	2 dabs at the same time	5
6	3 and 4 alternate dabs	3
7	5 or more dabs	5
8	Leaning the handlebar on any part of the section, as the ground, tree, wall etc.	1
9	Leaning one's hand whilst not on the handlebar on any part of the section, as the ground, tree, wall etc.	5
10	Leaning any part of the body on the ground, except feet.	5
11	Re-crossing the start line and contacting outside with any part of bike after the front axle of bike has crossed the start line of the section. (Fig. 1).	5
12	Over passing the ribbon and contacting outside of the section with the tire.	5
13	One wheel flying over the ribbon without contacting the ground. (Fig. 2). Front or rear wheel, in the air with a dab, over the ribbon is not penalized. Only the dab. Front or rear wheel, in the air, passing over a color sign (stake with color) is 5 points. (Fig. 8).	0
14	Two wheels flying over the ribbon. (Fig. 3).	5
15	Crossing over the color sign between the front axle and the rear axle of the bike are not allowed.	5
16	Pushing or treading on the ribbon with bike.	0
17	Under passing the vertical line of the ribbon with the wheel axle. (Fig. 4).	5
18	Both the front and rear wheel axles must pass between the color signs, the ribbon and the stakes.	5
19	If the axles of the rider's bike crosses between color sign which does not belong to the category of his own. (Fig. 5).	5
20	Breaking a ribbon, pulling up or knocking down a stake.	5
21	Knocking down color signs.	0
22	With foot down touching any part of bike with a hand except handlebar	5
23	One dab on the ground and the other foot crossing the center line of the bike frame.	5
24	One foot on the pedal and the other foot crossing the center line of the bike frame. (Fig. 6).	0
25	One foot on the pedal and the crossing foot touching on any part of the section, (e.g. the ground, tree, etc.). (Fig. 6).	5
26	After one dab, sliding the foot on the ground. (Pivoting on the toes without gaining distance is allowed).	3
27	Leaning with only the toes or heels on any surface. (Resting or touching the pedal is allowed).	1

Items to be noted

28	The body will be allowed to touch (bump or colliding) any part of the section, leaning will not. The bike can touch any part of the section (except the handlebar).	0
29	Going outside the boundary of the section with the bike in any manner is not allowed.	5

30	The parts which determine the bike limits are as follows: a. Frontal: Front wheel axle b. Posterior: Rear wheel axle c. Contact: Between tire and the ground	-
31	The axle of front wheel indicates the entry and the exit of a section.	-
32	The rider must be equipped with the regulation clothing (pants, helmet, shoes/boots), otherwise the observer will not allow him/her to enter the section.	-
33	Upon entering section, the rider must queue parallel to his/her starting partner. (Refer to fig.4).	-
34	The rider can't ask 5 points without queuing (and without enter) the section.	-
35	The rider has to start with both axles (spindles) inside the neutral zone.	-
36	Losing the score card. 10 Points for each section.	10
37	Section's jump: The section with no score on the score card such as skipping a section, forgot punching the score after try will be 10 points each. (The rider must perform the sections in numerical order).	10
38	Any physical contact Rider / Minder or Rider / external people.	5



Art. 43 DISCIPLINARY PENALIZATION

Penalties are given by the Observer to the Rider inside each section.

1	<p>YELLOW CARD: Any Rider who for whatever reason arises to contrast with the Observer, or create disturbance, or in any case the Observer deems it necessary, will receive a Yellow Card from the Observer.</p> <p>With Yellow Card the section will be 5 penalties. In any case.</p> <p>The Observer also will write, on the Penalty Card of the Rider, “YELLOW CARD” and the number of the section.</p>	5
2	SECOND YELLOW CARD - In the same or in another section	RED CARD
3	<p>RED CARD: As decided at the discretion of the Observer.</p> <p>The Observer also will write, on the Penalty Card of the Rider, “RED CARD” and the number of the section.</p>	10
4	More than one RED card	Disqualification by the Jury
5	<p><i>Only the Rider can ask to the Observer, regarding objections or complains. The observer will listen only the riders, not the minder or anyone else (except Group B where the Minder can ask). Rider must ask to the Observer only with Fair-Play and good manners.</i></p> <p>If Rider using bad language, or in any case when the Observer deems it necessary:</p>	YELLOW OR RED CARD
6	<p><i>Only the Rider can ask to the Observer, regarding objections or complaints. The observer will listen only to the riders, not the minder or anyone else (except Group B where the Minder can ask). Rider must ask to the Observer only with Fair-Play and good manners.</i></p> <p>If Rider using good language, or in any case when the Observer deems it necessary:</p>	Modify judgment or repeat section or no change
7	Taking a short cut of the track. The penalty can be given only immediately by one Member of the EOG on the punch card.	YELLOW CARD
8	During the competition the rider (or minder, or any person who is related to him) can't modify the sections. This misconduct will be punished with yellow card or red card.	YELLOW OR RED CARD
9	Before the competition the rider (or minder, or any person who is related to him) can't modify the sections. This misconduct will be punished by Jury action.	From YELLOW CARD till disqualification
10	<p>In case of external disturbance affect the Observer or affect the Rider performances, the Observer can call a “Time Out”.</p> <p>The section's time keeper stop the time and note penalty at this time.</p> <p>The Observer solve the problem of the external disturbance.</p> <p>After Time Out the Rider will finish the section from the same point where Time Out was calling and from the same penalty.</p>	As decided by the Observer.
11	No person (spectator, relative) is allowed inside the section except the Minder.	YELLOW CARD

Art. 44 PROTESTS

Only protests in writing will be accepted and attended to by the Jury. Protests will be addressed to the Jury no later than 15 minutes after the arrival of the last rider. There should only be 1 protest per person and 1 item per protest. Each complaint must be accepted by a pre-determined payment of 50 Euro.

NO PROTEST AGAINST OBSERVER DECISION WILL BE ACCEPTED BY THE JURY.

KNOWLEDGE OF THE RULES

The riders, upon applying for entry for competition must possess a through knowledge of the present Technical Rules and respect any other instructions given by the organizers in order to improve the Event.

Art. 45 NATIONAL TECHNICAL RULES

Every BIU Member is authorized to translate and publish its own technical rules. However they may be different from the international ones **EXCEPT THE PENALIZATION SYSTEM**. Such technical rules are only valid for the national Events.



BikeTrial International Union
V Olšínách 2300 75
108 00 Prague 10 – Strašnice

BikeTrial International Union
Protocol Number **775**

BikeTrial International Technical Rules 2017 – valid from 01 January 2017



BikeTrial International Union

V Olšínách 2300 75
108 00 Prague 10 – Strašnice
International Sport Federation
www.biketrialinternational.com
info@biketrialinternational.com

Visit the BikeTrial official web site



www.biketrialinternational.com